



# CX Ball Type Jet Diffuser

**ASLI CX Ball Type Jet Diffusers** are excellent for spot heating and cooling which provides ventilation to places where distribution of air via ceiling diffuser is not possible or not practical. The nozzle of the diffuser can be rotated in any direction off center. Kitchen, factories, stadiums or any places where the conditioned air needed to move from an inaccessible place to the work environment is easily handled by CX jet diffuser.

## Materials

### CX-A

**Nozzle** : 1.0mm thickness aluminum sheet roll formed.

**Frame** : 1.0mm thickness aluminum sheet roll formed.

## Surface Finish

Baked white powder coated as standard.


## Standard Sizes

125 / 150 / 200 / 250

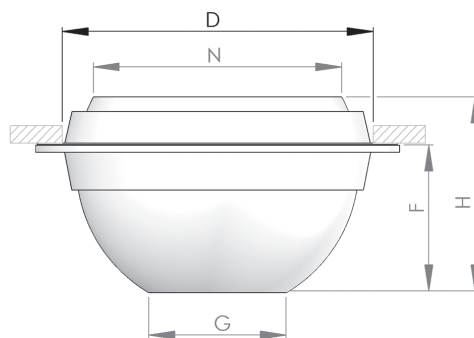
## Features

- Economical.
- Long throw capability.
- High air flow capability.
- Excellent for spot heating or cooling.
- Suitable for exposed ductwork or surface mounted.
- Suitable for ceiling or wall installation.
- Air flow direction is adjustable.
- Maximum rotation angle up to 45° in all direction.
- Self rotation around nozzle center axis in 360° .

## CX Physical Dimension *Unit : mm*



Top View



Side View

Size	N	D	F	H	G
125	130	140	69	97	65
150	150	160	65	110	75
200	200	215	93	135	100
250	267	280	110	170	140


# CX Ball Type Jet Diffuser

## CX Air Flow Performance Data

Neck Size (mm)	Nozzle Area (m <sup>2</sup> )	Nozzle Vel. (m/s)	2.5	5.0	7.5	10.0	12.5	15.0	17.5	20.0
125	0.0033	CMH	30	59	89	119	149	178	208	238
		St. Press. (mmAq)	0.5	1.9	4.8	8.2	10.6	18.1	24.7	34.6
		NC	-	-	-	21	25	30	35	38
		Throw (m)	2.6 - 3.8	3.8 - 7.7	5.4 - 10.8	7.4 - 14.1	9.0 - 15.9	10.3 - 20.5	11.5 - 25.1	13.3 - 26.9
150	0.0044	CMH	40	79	119	158	198	238	277	317
		St. Press. (mmAq)	0.5	1.8	4.8	7.7	11.7	21.8	24.7	31.9
		NC	-	-	-	23	25	30	33	36
		Throw (m)	2.6 - 4.9	4.1 - 7.7	6.4 - 12.8	8.0 - 16.7	9.5 - 20.5	11.5 - 25.7	14.1 - 28.5	12.8 - 32.1
200	0.0079	CMH	71	142	213	284	356	427	498	569
		St. Press. (mmAq)	0.4	1.6	3.7	6.4	11.7	16.8	24.5	31.9
		NC	-	-	-	25	30	36	38	42
		Throw (m)	3.1 - 6.4	5.1 - 10.3	7.7 - 15.9	10.0 - 21.8	13.3 - 26.9	15.9 - 32.1	18.5 - 38.5	20.5 - 41.6
250	0.0154	CMH	139	277	416	554	693	832	970	1109
		St. Press. (mmAq)	0.4	1.6	3.7	6.4	11.7	16.8	24.5	31.9
		NC	-	-	-	23	29	33	37	41
		Throw (m)	3.8 - 7.7	7.7 - 14.1	10.8 - 23.1	14.1 - 28.7	18.5 - 38.0	21.5 - 41.6	25.7 - 48.7	28.7 - 57.7

- Throw is based on terminal velocities of 0.5m/s-0.25m/s respectively.
- Throw is based on isothermal condition.
- NC value is based on a room absorption of 10 dB, re 10<sup>-12</sup> watts.
- Dash (-) in space indicates NC value less than 20.
- The performance data is tested in zero degree deflection in axial installation (wall installation).

## CX Suggested Specification



Directing air upwards



Directing air downwards

Type CX-A Jet Diffuser shall be made of 1.0mm thickness aluminum roll formed. The nozzle shall be adjustable with 45° deflection towards all direction. The nozzle shall be able to rotate 360° around the center axis through the nozzle. The frame shall consist of an outer frame and inner frame with a gasket in between. The frames shall be detachable from the nozzle with simple tools. The diffuser shall be epoxy coated and furnished to architectural requirement.

## CX Order Code

Model	Material	Neck Size (mm)
CX	A	N 125 / 150 / 200 / 250

Example : CX - A - N 200